

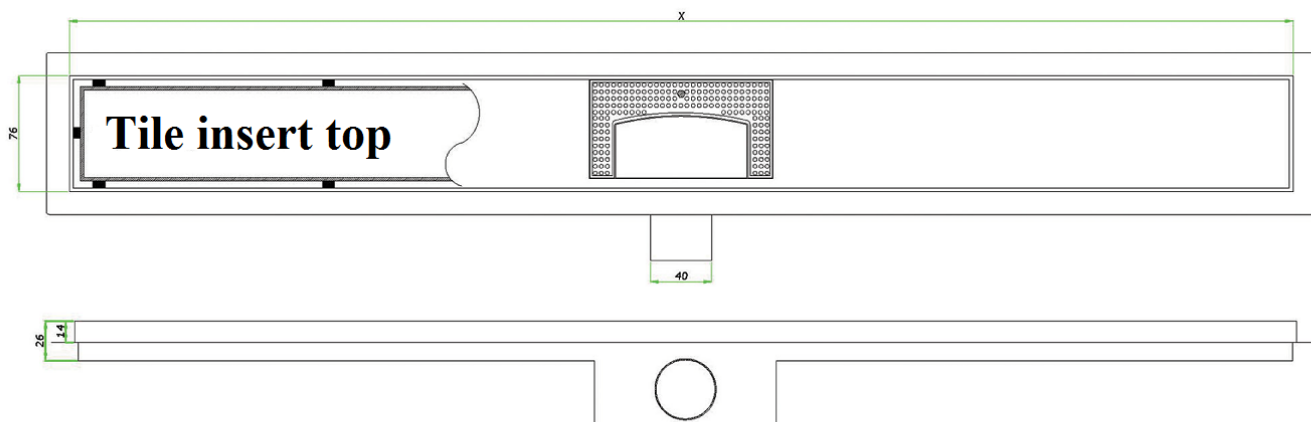
Stainless steel tile insert linear shower drains "KS"

PREMIUM - SLIM RANGE SERIES

(stainless steel siphon fi40)

SHOWER DRAINS

High quality products
Shower Drains - 100 % stainless steel!



THE SET INCLUDES:


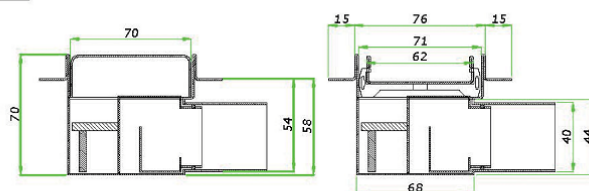
- stainless steel lid which enable tile top option
- stainless steel gutter frame
- stainless steel siphon with anti-odor hydraulic guard, removable and easy to clean
- flange for connection to waterproofing
- assembly legs
- assembly instruction

ASSEMBLY ACCESSORIES:

- $\Phi 40$ to $\Phi 50$ outlet adaptor
- assembly legs

TECHNICAL CHARACTERISTICS:

- drain width with flange 106 mm
- width without flange 76 mm
- tile insert lid width 56 mm
- drain high up to flange 58 mm
- water outlet diameter fi 40
- 100% made from stainless steel
- warranty cover period - 5 years
- meets european quality standards
- manufactured in the European Union



Lid patterns available:
tile insert top

